

NORTHAMPTON NEWS

Volume 2 Issue 7 • July 2024

Published monthly for the Property Owners Association of Northampton, Inc. by Neighborhood News



WELCOME, NEW HOMEOWNERS

Congratulations on purchasing a new home, and welcome to Northampton. We are glad you chose Northampton as your home and look forward to meeting you.

Setting up your account with our property management company may take some time. Once your account is created, you can create your password to the Owner's Portal. The portal will allow you to view the community's governing documents, submit architectural committee requests (ACC), pay your dues, get pool passes and waivers, and reserve the clubhouse.

In the meantime, use this newsletter as a resource for information until that transaction takes place. Again, welcome to our community, and many happy years in your new home.

If you have any questions, please contact our community manager Michael Killam michael@lifetimehoamanagement.com.

Did you know?

You can log on to the homeowner's portal www.lifetimehoamanagement.com and:

- View the community calendar for upcoming events.
- Pay your assessments.
- Reserve the clubhouse.

Community & Events 2024 Calendar



July 2024

July 4 - Independence Day
July 4th United States Independence Day

July 6th Playground reopening come see what you selected

July 12th - Game Night

July 15th - POAN Board Meeting
6pm to 8 pm everyone's welcome

July 24th - Bunco
7:00 to 9:00 p.m.

Time for some excitement!! We'll teach you.


You must secure your pool waivers before any active swimming

Pool waivers are required to be completed for general and/or lap swimming. This will activate your gate card to access the swimming pool. Paper waivers are required to be accomplished annually and are located in a letter box on the left side of the gate at the clubhouse go to the homeowner portal at lifetimehoamanagement.com and complete the form(s) online.

**POOL HOURS: 12:00 - 8:00 pm,
Tuesday through Sunday.**

**CLOSED: Mondays for cleaning
(except Monday, Sept 2, Labor Day, the pool will
be open on Tuesdays of those weeks).**

An Updated schedule will be posted at the clubhouse, see back page of newsletter.



LIFETIME HOA MANAGEMENT

18585 Sigma RD Suite 104
San Antonio, TX 78258
Office Phone (210) 504-8484
<https://lifetimehoamanagement.com>
Office Hours 9am - 5pm Monday - Friday

COMMUNITY MANAGER

Michael Killam
Michael@lifetimehoamanagement.com

BOARD OF DIRECTORS

Debbie Fassett – *President*
dfassett55@gmail.com

Anita McKinney – *Secretary*
anitapoan@gmail.com

Newsletter

SHARE YOUR TALENT

We are excited to announce that we are now accepting submissions for our community newsletter! We are looking for a variety of content, including jokes, recipes, art, and other items of interest that you would like to share with your neighbors. If you have a favorite family recipe you want to share, a funny story or joke to tell, or a piece of art you have created, we would love to feature it in our upcoming newsletter.



This is an excellent opportunity to showcase your talent and connect with your community. Please email your submissions to (anitapoan@gmail.com) by the 13th of each month. We look forward to hearing from you!



DID YOU KNOW?

Not only do we publish & print your community newsletter; we also design, print, address and mail for your business as well.



- Full service graphic design
- Printing, folding, collating and more!
- Complete mailing services, marketing mail, EDDM, first class, etc



210-558-3160 • sales@neighborhoodnews.com

[f](#) [i](#) [t](#) @neighborpo

FINANCIALS INFORMATION

Operating Account Balance: \$268,719.29
 Cash Reserve Account Balance: \$123,086.82
 Cash: \$300.00
 As of April 30, 2024



SHARE YOUR TIME

Dear community members, We seek dedicated individuals who are passionate about making a positive impact in our community. We seek volunteers to serve on a committee or board of directors. This is an excellent opportunity to get involved and have a say in shaping the future of our community. If you have a desire to serve and are willing to commit your time and energy to this important work, we would love to hear from you. Please email us at (anitapoan@gmail.com), if you are interested in learning more about this opportunity.



WHAT IS AN ASSOCIATION?


Some residents think homeowners and condominium associations (generally called community associations) exist just to tell them what to do—or not do. Actually, the association is more like a housing management or service-delivery organization that provides three types of services to all residents—owners and renters alike

Community services—these can include securing trash collection, publishing newsletters, orienting new owners, holding community-wide information meetings, and scheduling recreational and social functions.

Governance services—these can include ensuring that residents are complying with the association's governing documents, that the association is adhering to local, state, and federal statutes (like fair housing laws), enforcing community rules and policies, administering design review policies, and recruiting new volunteer leaders.

Business services—these can include operating the common property efficiently, bidding maintenance work competitively, investing reserve funds wisely, developing long-range plans, and equitably and efficiently collecting assessments.

Providing these services requires good management (whether carried out by a professional manager or a self-managing board of home owners), strong planning and organization, and carefully monitoring the association's affairs. It isn't easy, but by fairly and effectively delivering these services, community associations protect and enhance the value of individual homes and lenders' interests in those homes.



RENOVATION PROJECTS TO ADD VALUE TO YOUR HOME

By Tracey Lammert, Resident

Here are a few easy projects you can look at tackling yourself:

1. **Paint your walls** There's nothing like a fresh coat of paint to breathe life into a room. Pick some colors that will enhance your space and change things up.
2. **Clean, sand, and paint your deck or fence** If you have a wooden deck or fence on your property, you're no doubt aware that these features require regular maintenance. Now that the weather is getting warmer, take the time to wash, sand, and repaint your deck or fence so it's in better shape by mid-spring. It'll give you a good excuse to get some fresh air at a time when you may be going stir-crazy indoors.
3. **Paint your front door** Your front door may not be getting a lot of attention these days, what with the lack of visitors and a limited number of places you can go outside the home. But that doesn't mean you can't jazz it up a bit. Replacing a white door with a red or blue one will help your home stand out – and give bored neighbors something nice to look at if they venture out for a walk.
4. **Pressure-wash your siding** Vinyl siding can accumulate debris and mildew, making it look unsightly. If that's the case for your home, rent a pressure washer and give your home's exterior a thorough cleaning.
5. **Put up a new kitchen backsplash** Something as simple as a backsplash that runs the length of your countertops can transform your kitchen. Find some unique mosaic tile and put in the time to update what's likely the most frequently used room in the house.
6. **Reorganize your garage with shelving and storage** How many times have you promised yourself you'd work on getting your garage tidy and into better shape? Well, now's the time to do it. Clear out items you no longer need, and put up shelving so that space stays organized.
7. **Update your bathroom and kitchen hardware** Replacing old knobs and drawer pulls with new ones can be timeconsuming, but if you're already stuck at home, you might as well tackle the job. Find hardware you like and give your bathrooms and kitchen a whole new look. It's not easy being stuck at home, but since that's the scenario most of us are facing right now, you might as well use this time to make some improvements.

HOW TO PLAY BUNCO OR WHAT IS IT?

Bunco is a lively dice game often played at parties or gatherings. Here's how it works:



1. **Setting Up Bunco:**
 - **Objective:** Players roll dice to accumulate "wins" or "buncos." The person with the most wins or buncos at the end of the game wins.
 - **Group Size:** Gather 12 people (divisible by four). If you have an odd number, assign a "ghost" player.
 - **Head Table:** The head table controls the pace. Players draw cards to determine who starts at the head table.
 - **Three Tables:** Set up one losing table, one middle table, and one head table.
 - **Teams:** Players across from each other are teammates (teams change each round).
 - **Scorekeeper:** Each team has a scorekeeper.
 - **Materials:** Each table needs a score sheet, a spiral notebook, three dice, and pencils. You know there's an app for this.
2. **Playing Bunco:**
 - **Round One:** Roll three dice, aiming for as many 1s as possible (since it's Round 1).
 - **Scoring:** You win a round by scoring 21 points.
 - **Rotation:** After each round, players move to different tables.
 - **Bell:** The bell indicates the start of each round, and all tables roll simultaneously.
3. **After the game,** the player with the most Buncos receives the pot of gold—or whatever your pot is for that night.



Have a small business? Let your neighbors know!

Place your ad here, in YOUR neighborhood newsletter!

Realtors*Help Wanted* Congratulations* Home & Lawn Services

Sixteenth of a page ..(1.75 x 2.5).....	17.50
Eighth of a page ...(3.5 x 2.5).....	23.25
Quarter Page(3.5 x 5).....	37.65
Half Page(7 x 5).....	58.50
Full Page(7 x 10.5).....	78.95

- We can design your ad, no extra charge.
- Discount for long term contract. **RESIDENT ONLY RATES**

Contact sales@NeighborhoodNews.com or call (210) 558-3160

Property Owners Association of Northampton, Inc.
 c/o Lifetime HOA Management
 18585 Sigma Rd, Suite 104
 San Antonio, TX 78258

PRSRT STD
 U.S. POSTAGE
 PAID
 SAN ANTONIO, TX
 PERMIT NO. 1568



Time Dated

Join
In The Neighborhood
 for a weekly dive into community matters

Scan the QR code below to sign up for insightful discussions and local highlights, landing in your inbox every Friday!

SCAN ME



Pool waivers for lap and general swim are required. Complete them online @ <https://lifetimehoamanagement.com/>.

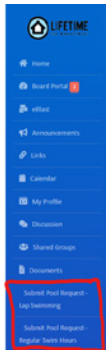
The waivers will also be available in the letter boxes outside of the clubhouse gate.

POOL SCHEDULE

General Swim: Tues-Sun - 12am to 8pm | School Hrs: 4-8pm
 Lap Swim: Tues-Sun - 5:30am to 11 am

JULY 2024	Monday	Tuesday	Wednesday	Thursday	Friday	Saturday
Sunday	1	2	3	4	5	6
7	8	9	10	11	12	13
14	15	16	17	18	19	20
21	22	23	24	25	26	27
28	29	30	31			

Pool Closed for Maintenance Pool Open Lap & General Swim Lap Swim Only Back to school Hours



ADVERTISE WITH US!

For information:
 Sales@NeighborhoodNews.com
 (210) 558-3160

Published and distributed by:
Neighborhood News, Inc.
 3740 Colony Drive Suite LL100, San Antonio, TX 78230

Articles that appear in the Northampton newsletter do not necessarily reflect the official position of Neighborhood News, Inc. and their publication does not constitute an endorsement therein. The appearance of any advertisement in the Northampton newsletter does not constitute an endorsement by Neighborhood News, Inc. of the goods or services advertised. Neighborhood News, Inc. is not responsible for errors beyond the cost of the actual ad space. Any publication of Neighborhood News, Inc., whether draft or final is the sole property of Neighborhood News, Inc. and cannot be reproduced or distributed in any way, whether in print or electronically, without the express written consent of Neighborhood News, Inc.

Info@NeighborhoodNews.com • www.NeighborhoodNews.com

Recipe Corner

CHEESEBURGER QUESADILLA

Nancy Mock- Taste of Home's Editorial Process

Ingredients

- 1 pound ground beef
- 1 cup ketchup
- 1/3 cup prepared mustard
- 4 bacon strips, cooked and crumbled
- 2 tablespoons Worcestershire sauce
- 2/3 cup mayonnaise
- 2 tablespoons 2% milk
- 2 tablespoons dill pickle relish
- 1/4 teaspoon pepper
- 8 flour tortillas (8 inches)
- 1 cup shredded cheddar cheese
- Optional: Shredded lettuce and chopped tomatoes



Instructions

1. In a large skillet, cook beef over medium heat, until no longer pink, 6-8 minutes, crumbling beef; drain. Stir in ketchup, mustard, bacon and Worcestershire sauce; bring to a boil. Reduce heat; simmer, uncovered, 5-7 minutes or until slightly thickened, stirring occasionally.
2. Meanwhile, in a small bowl, combine mayonnaise, milk, relish and pepper.
3. Preheat griddle over medium heat. Sprinkle 4 tortillas with cheese; top with beef mixture and remaining tortillas. Place on griddle; cook until tortillas are golden brown and cheese is melted, 1-2 minutes on each side. Serve with sauce and, if desired, lettuce and tomatoes.